The Last Course

Dinner is over. Dessert is locked in the cupboard, and Honora is back in 45 minutes.

A printable Thanksgiving and Friendsgiving escape room.

Best for teens and adults

4–12 players · about 30–45 minutes

A free printable from Kinundrum. Free for home and school use. Please don't post it publicly or sell it.

Host notes

Read before printing. You can still play.

Print single-sided. Black and white is fine:

- The story page
- The Pantry
- The Spice Rack
- The Place Cards
- The Napkin
- The Ledger
- Honora's Afternoon
- Hint strips (cut apart)
- The Answer Page (fold and seal)
- Another way to play (optional, the last page)

If a player can't easily see the pictures or uses a screen reader, print Another way to play (the last page) too, or read it aloud.

Set up

1. Cut Honora's Afternoon into its six cards and shuffle them.
2. Cut the hint strips apart. Fold each one so only its label shows and tape it shut: it unfolds to Hint 1, then Hint 2, then the answer.
3. Fold the Answer Page shut under its top flap and tape it. Don't read it, so you can play.
4. Spread the four puzzle pages face down around the cleared table, with pens. Keep the Ledger with the Afternoon cards: they're the last puzzle.
5. Optional: hide the real dessert in a cupboard with a note: *Locked. Ask Honora.*
6. Set a 45-minute timer, but don't start it yet.

Rules

- Read the story card aloud, then start the timer.
- Do the four puzzle pages in any order and write each answer on its page. When all four are solved, hand over the Ledger and Honora's Afternoon cards together.
- Stuck? Open one fold of that puzzle's hint strip. There's no penalty, it's a party.
- When you think you know the word, say it aloud together, then open the Answer Page.

Good to know

- Setup takes about 10 minutes.
- 4 or 5 players: one team. 6 to 12: two or three teams, each starting on a different page and swapping as they go. Competitive crowd? Print a set per team; first to say the word picks dessert first.

The story (read aloud)

The plates are empty and the serving dishes are scraped clean. Your crew has just eaten the best dinner of the year at Honora Lark's long table, the one with room for everybody: family, friends, neighbors, and whoever is new in town.

Then someone asks the only question left: *what's for dessert?*

Honora smiles, hangs up her apron and heads out for her evening walk. Behind her, the dessert cupboard is shut with an old brass lock: four dials, each with the letters A to Z. Tucked under the sugar bowl is a card in her looping handwriting:

> *Dear table,*
>
> *Nobody leaves my table hungry, and nobody gets dessert for nothing. The cupboard opens to one four-letter word. This afternoon I hid it in four places: a napkin, the spice rack, the pantry and the place cards. I wrote down my afternoon too, so you'll know the order I went to them. You'll get my notes with the Ledger, once all four places have given up their answers.*
>
> *Back in forty-five minutes.*
>
> *— Honora*

In the kitchen, a timer starts to tick.

Start the timer.

The Pantry

Honora's pantry is all jars, and every lid has a number painted on it. Beside them stands her old balance scale and a page of notes. At the top of the page: "The jar I mean: a bag, a jug, a tin."

Each scale balanced perfectly. Every bag weighs the same as every other bag, and the same goes for the jugs and the tins. The brass weights are stamped with what they weigh.

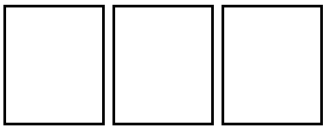

Scale	Left pan	Right pan
1	two jugs	three tins and a **1** weight
2	one jug and one tin	an **8** weight
3	one bag and one tin	one jug and a **5** weight

The jars

375 · Agave syrup	**537** · Icing sugar	**468** · Durum flour
735 · Dried dates	**253** · Apple chips	**753** · Fresh dates
573 · Dutch cocoa	**819** · Ancho chili	**357** · Dried pears

The jar's label reads:

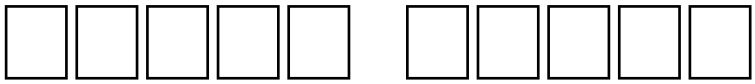

The Spice Rack

Honora's spice rack has five shelves, numbered from the top, with five jars on each, numbered from the left. She labels her jars by letter, not by name, and says she knows what's in them. I and J share a jar.

	1	2	3	4	5
1	A	B	C	D	E
2	F	G	H	I J	K
3	L	M	N	O	P
4	Q	R	S	T	U
5	V	W	X	Y	Z

Taped to the side of the rack is her recipe card, Honora's Autumn Blend, measured in big and little spoons:

4 big, 4 little · 4 big, 5 little

1 big, 3 little · 2 big, 5 little

Stir well, then add:

2 big, 4 little · 3 big, 3 little

The blend says:

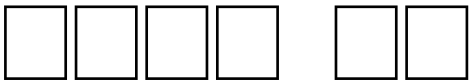

The Place Cards

Honora wrote the place cards herself and left them on the tablecloth, opened flat: a picture or a letter on one half, the guest's name on the other. Her seating plan is pinned beside them.

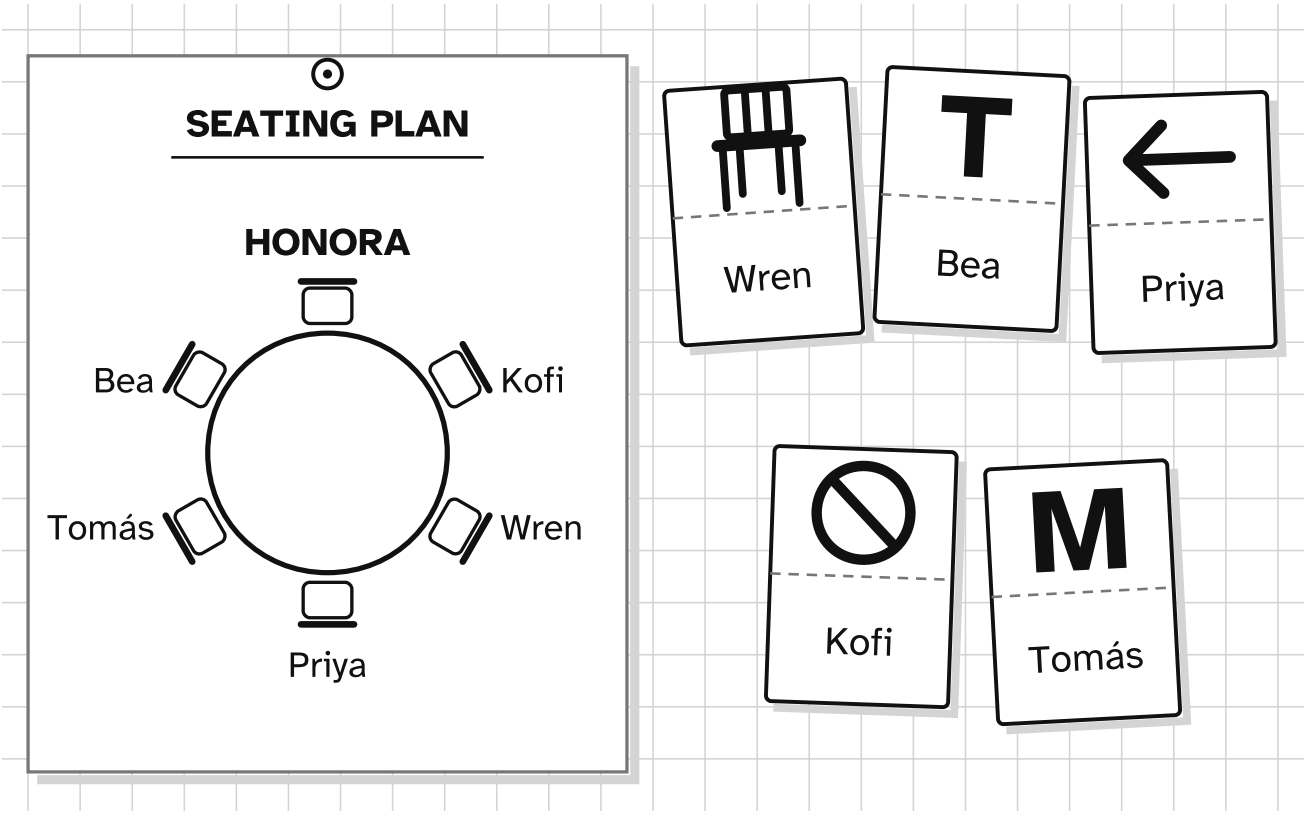

The place cards say:

□□ □□□□ □□□□ □□□□□

Written along the bottom of the seating plan

Start with me and go round the way a clock's hands go. Then say it out loud: that's how I set a table.

The Napkin

A cloth napkin, folded in quarters and tucked into the bread basket. Honora wrote on it in her kitchen code: every letter slid along the alphabet by the same number of places. She never says how many.

KLHY AHISL. TF YBSL MVY KLZZLYA OHZ ULCLY JOHUNLK. MPYZA, AOHUR AOL JVVR. — OVUVYH

Along the edge, someone has ruled a strip:

A	B	C	D	E	F	G	H	I	J	K	L	M	N	O	P	Q	R	S	T	U	V	W	X	Y	Z

Honora's rule for dessert:

☐☐☐☐☐ ☐☐☐☐☐ ☐☐☐ ☐☐☐☐

The Ledger

Copy each place's answer from its page into the boxes.

Honora's Afternoon gives the four places in the order she went to them.

The pantry jar's label reads:

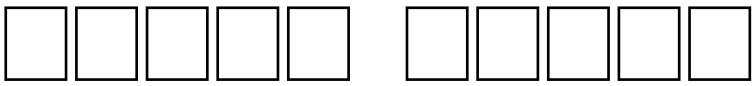

Letter: _____

The spice rack's blend says:

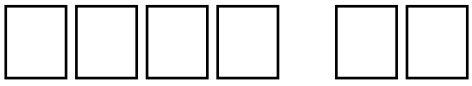

Letter: _____

The place cards say:

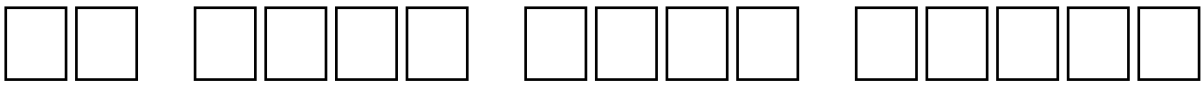

Letter: _____

Honora's rule for dessert:

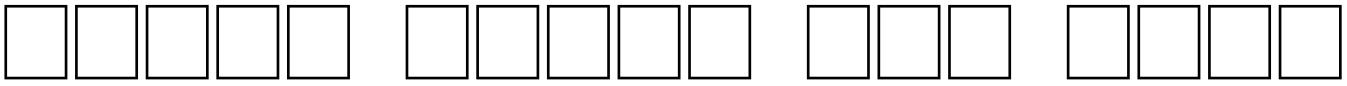

Letter: _____

In order:

1. _____ 2. _____ 3. _____ 4. _____

Use that order. From the 1st place's answer take its 1st letter, from the 2nd its 2nd, and so on:

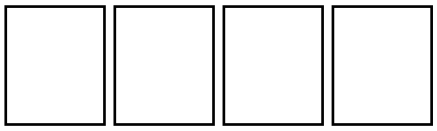

Say it aloud together, then open the Answer Page.

Honora's Afternoon

From Honora's kitchen notebook: this afternoon, before your dinner. Put her six cards back in order and you'll know the order she went to the four places, and how to read the Ledger.

Cut these cards apart and shuffle them before play.

"Dessert went into the oven at 4:00 exactly. I set the kitchen timer for fifty minutes."

"I climbed up to the spice rack exactly halfway between writing on the napkin and the first knock at the door."

"I went down to the pantry while the oven warmed up, twenty minutes before dessert went in."

"The first knock at the door came at 5:40. Early, as always. I didn't mind."

"When the timer rang, I set dessert on the windowsill to cool. Ten minutes later I was writing on a napkin."

"I sat down to write the place cards with the timer still running. It showed twenty-five minutes left."

Hint strips

Cut along the dashed lines. Fold each strip so only its label shows. Open one fold at a time.

The Pantry

fold

Hint 1 Start with scale 2: a jug and a tin together weigh 8. Use that on scale 1.

fold

Hint 2 A jug weighs 8 minus a tin, so scale 1 has only one unknown left. Find the tin, then the jug, then the bag from scale 3.

fold

Hint 3 Answer: **753**, the jar of **FRESH DATES.** The bag weighs 7, the jug 5 and the tin 3.

The Spice Rack

fold

Hint 1 Each line of the blend points to one jar. No line uses more than five spoons of either size, and the rack is five shelves of five jars.

fold

Hint 2 Big spoons count the shelves down from the top. Little spoons count the jars from the left. The first line starts at shelf 4, jar 4.

fold

Hint 3 Answer: **TUCK IN.**

The Place Cards

fold

Hint 1 Each card belongs at its guest's seat on the plan. Where does Honora say to start, and which way round do you go?

fold

Hint 2 Going clockwise from Honora, Kofi's card comes first: a circle with a line through it means "no." Some cards are words and some are sounds. Say the two letters out loud, one after the other.

fold

Hint 3 Answer: **NO SEAT LEFT EMPTY.** No (the no-sign), seat (the chair), left (the arrow), and M T said aloud: empty.

Hint strips

Cut along the dashed lines. Fold each strip so only its label shows. Open one fold at a time.

The Napkin

fold

Hint 1 Honora always signs her notes. What might the last word on the napkin say?

fold

Hint 2 The last word, OVUVYH, is HONORA, so O stands for H: every letter has moved 7 places along. Move each one 7 back: K becomes D.

fold

Hint 3 Answer: **FIRST, THANK THE COOK.** ("Dear table. My rule for dessert has never changed. First, thank the cook. Honora.")

Honora's Afternoon

fold

Hint 1 Give every card a clock time. Two cards tell you their time outright.

fold

Hint 2 Dessert went in at 4:00, so the timer rang at 4:50. Every other card is counted from one of those, or from the knock at 5:40.

fold

Hint 3 Answer: **Pantry, place cards, napkin, spice rack.** Pantry at 3:40, place cards at 4:25, napkin at 5:00 and spice rack at 5:20.

The Ledger

fold

Hint 1 Write the four places in the order from Honora's Afternoon. Take the 1st letter of the first place's answer, the 2nd letter of the second, the 3rd of the third and the 4th of the fourth. Count straight through each answer and skip the spaces.

fold

Hint 2 Getting FUSS means you used the order the places are printed in, or another order that isn't Honora's. Check the times on her cards again.

fold

Hint 3 Answer: **FORK.**

tape here

tape here

The Answer Page

Fold and seal. Open only at the end.

Top flap. Read this first.

If you said FUSS: No need to make one. That isn't the order Honora went to the places (the pages are printed in a different order). Check her afternoon and try again before you open the flap. Said something else? Open it.

fold here

The word is FORK.

You turn the dials together. The lock gives a small, satisfied click, and the cupboard door swings open. Inside is dessert, and one last card propped against the plate:

Keep your fork. My grandmother always said it when the plates were cleared, because it meant the best was yet to come. Now go and do what the napkin said. — H.

Somebody at this table cooked tonight. You know what to do.

You opened the cupboard with ____ minutes to spare.

Place	Answer	Letter
The Pantry	753: FRESH DATES	F
The Spice Rack	TUCK IN	K
The Place Cards	NO SEAT LEFT EMPTY	O
The Napkin	FIRST, THANK THE COOK	R
Honora's Afternoon	Pantry, place cards, napkin, spice rack	(order)

Want one built from your own group's stories, jokes and history? Join the Kinundrum Advent beta.

A free printable from Kinundrum. Free for home and school use. Please don't post it publicly or sell it.

Illustrations: original art made for this kit. Pictures and icons: Tabler Icons (Paweł Kuna), MIT License. Fonts: Atkinson Hyperlegible (Braille Institute of America), SIL Open Font License 1.1; Atkinson Hyperlegible Mono (The Atkinson Hyperlegible Mono Project Authors), SIL Open Font License 1.1.

Another way to play

Text versions of the puzzles that rely on pictures, for a player who can't easily see them or uses a screen reader. The answers and the hints are the same, so write answers on the puzzle's own page.

The Place Cards

Honora's seating plan is pinned to the tablecloth, and her five place cards lie open beside it. This is what you see:

The seating plan shows a round table with six chairs, each with a name. HONORA is at the top and Priya at the bottom. Bea is at the upper left and Kofi at the upper right. Tomás is at the lower left and Wren at the lower right.

Each place card has a picture or a letter on its top half and a guest's name on the bottom half. Top row of cards, left to right: Wren's, a dining chair seen from the front; Bea's, a capital T; Priya's, an arrow pointing left. Bottom row, left to right: Kofi's, a circle with a diagonal line through it; Tomás's, a capital M.

The line written along the bottom of the seating plan, the boxes and the hints are the same as on the Place Cards page.